



92 Lime Walk

, Chelmsford, CM2 9NJ

Offers in excess of £360,000



92 Lime Walk

, Chelmsford, CM2 9NJ

Offers in excess of £360,000



Accommodation

Entrance Porch

Entrance door, carpet further door to:

Living Room/Diner

24'11" x 17'2" (7.6 x 5.25)

Window to front, patio doors to rear, stairs to first floor, understairs storage cupboard, carpet, radiator, gas fired feature fireplace.

Kitchen

10'4" x 7'8" (3.15 x 2.35)

Window and door to rear. Range of fitted cupboards to eye and base level, work surfaces incorporate a stainless steel sink unit. space and plumbing for fridge and washing machine.

First Floor

Landing

Stairs to ground floor, loft access.

Bedroom One

14'0" x 9'9" (4.27 x 2.99)

Window to front, radiator, fitted wardrobes. Carpet.

Bedroom Two

10'5" x 10'0" (3.18 x 3.05)

Window to rear, radiator, fitted wardrobes. Carpet.

Bedroom Three

7'5" x 6'3" (2.27 x 1.92)

Window to front, radiator, carpet.

Family Bathroom

8'9" x 6'2" (2.69 x 1.9)

Window to rear, close coupled WC, pedestal wash hand basin, panelled bath with shower over, heated towel rail.

Exterior

Frontage

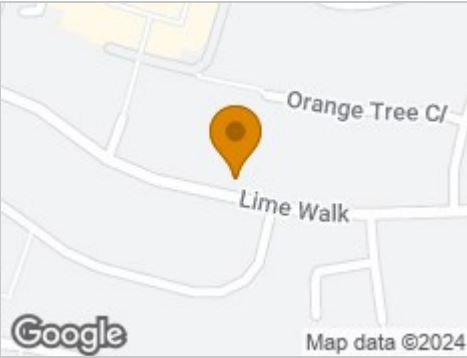
Off Road Parking for two cars, access to rear.

Rear Garden

A paved patio area, lawned area two timber sheds, access to front.



Road Map



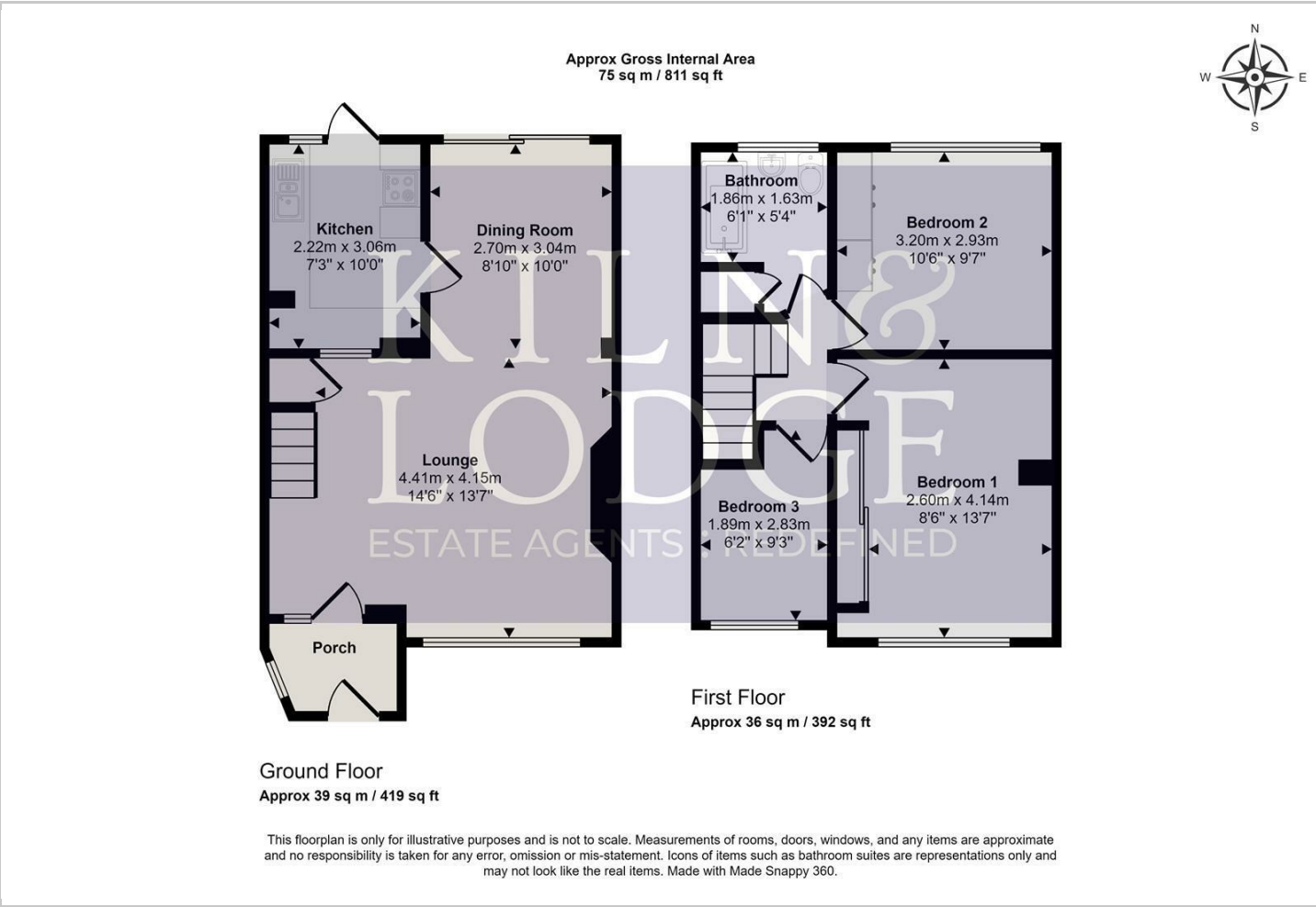
Hybrid Map



Terrain Map



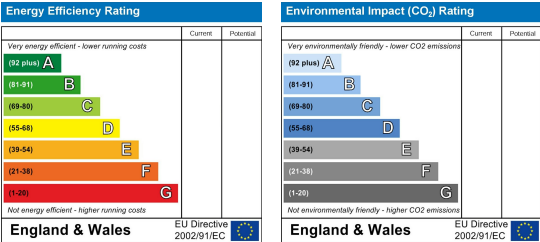
Floor Plan



Viewing

Please contact our Chelmsford Office on 01245 330764 if you wish to arrange a viewing appointment for this property or require further information.

Energy Efficiency Graph



These particulars, whilst believed to be accurate are set out as a general outline only for guidance and do not constitute any part of an offer or contract. Intending purchasers should not rely on them as statements of representation of fact, but must satisfy themselves by inspection or otherwise as to their accuracy. No person in this firms employment has the authority to make or give any representation or warranty in respect of the property.